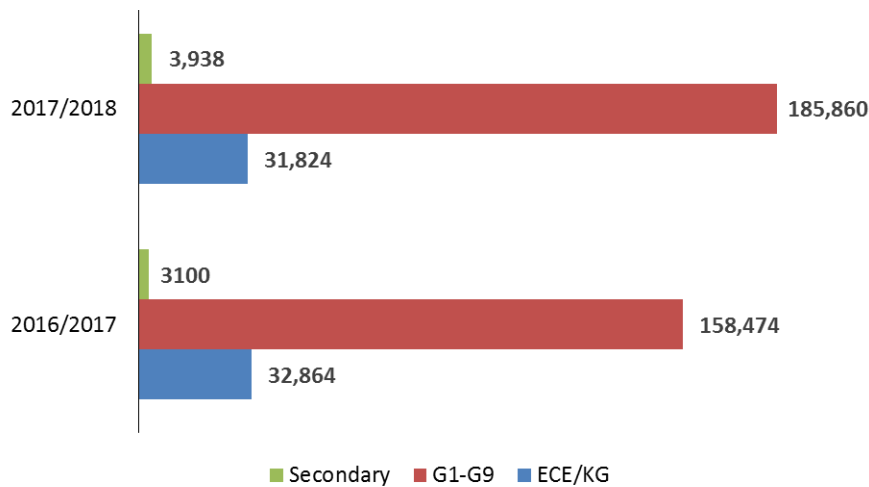


PILLAR I

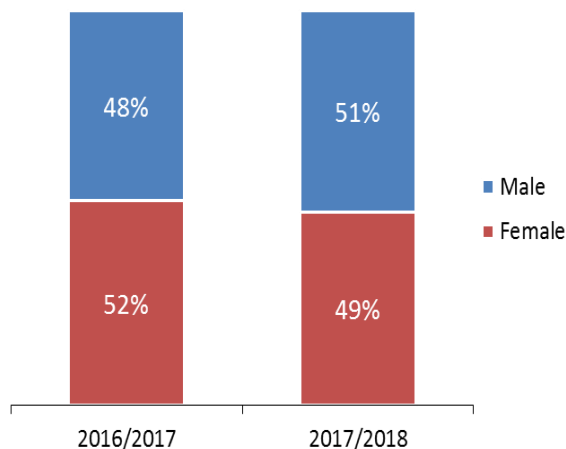
ACCESS: FORMAL EDUCATION

- MEHE has continued to support enrolment of vulnerable Lebanese and non-Lebanese children in public school. For the 2017/18 scholastic year, a total of **221,622 Non-Lebanese children aged 3-18**, are currently registered in first and second shift public schools. Overall, this represents a **14% increase in enrolment** in comparison to enrolment during the 2016/17 scholastic year, for the same cohort.
- **In second shift alone, 157,868** children have enrolled. To observe this increase in enrolment, MEHE initially opened 376 second shift schools of which 350 schools remain open and at capacity.
- With regards to enrolment for **Lebanese children**, a total of **210,327 children** have been enrolled between KG and Grade 9. This represents a **2.8% increase** in comparison to 2016/17 data.

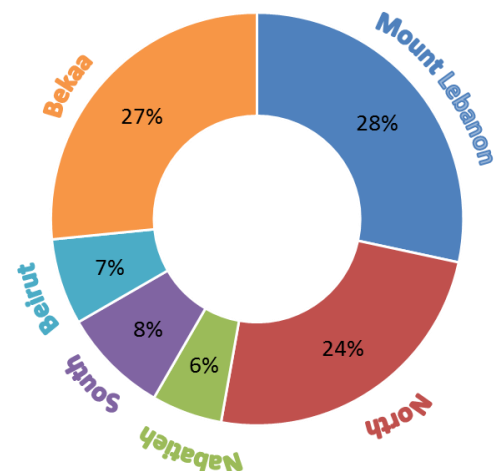
Trends in Non-Lebanese Enrolment



Second Shift Enrolment by Gender



Second Shift Enrolment by Governorate



Governorate disaggregation in comparison to 2016/17 school year has not changed much.

PILLAR I

ACCESS: BACK TO SCHOOL OUTREACH RESULTS

In September 2017, MEHE and the education partners launched the Back to school campaign for school year 2017/2018. The campaign is designed to outreach children throughout the year and across all education programs, including non-formal education opportunities.



55,015 households reached

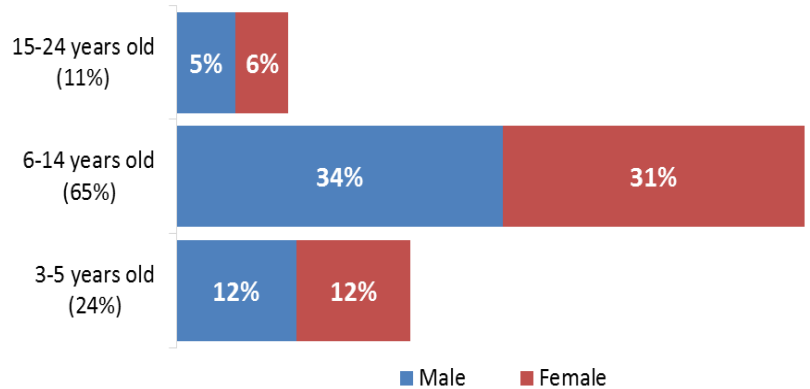


146,348 children and youth reached (48% Female)

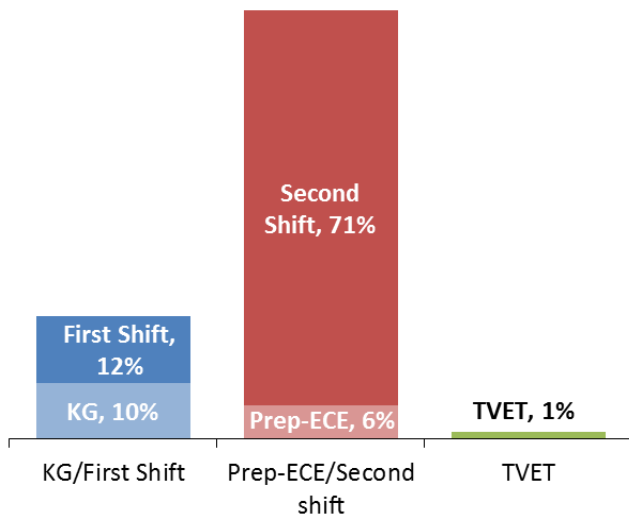


0.6% children and youth with disabilities reached

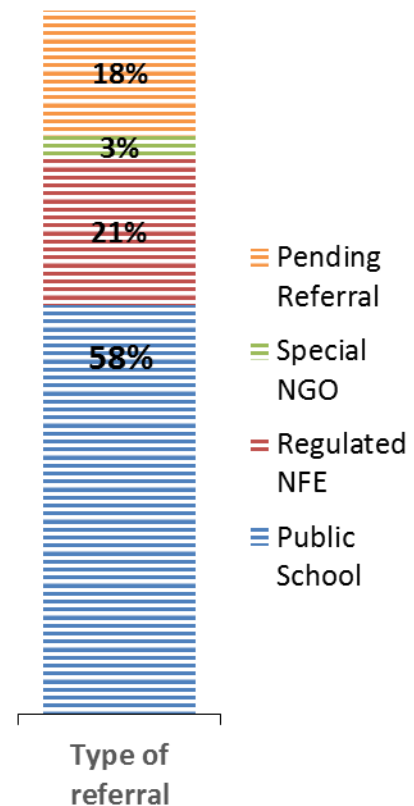
Children and youth reached by Age



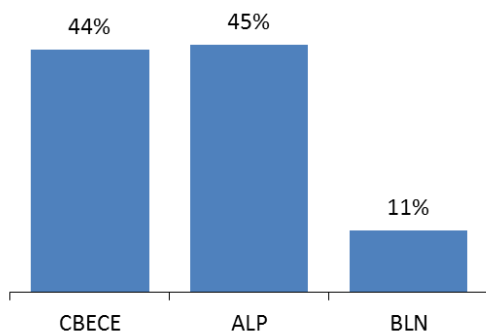
Formal education referrals



Type of referrals made



Non-formal education referrals



PILLAR I

ACCESS: NON-FORMAL EDUCATION

Facts, as of November 21, 2017:

- **13** NGO sector partners have been able to reach **26,059** children with CB-ECE and have since been trained by CERD on the endorsed CB-ECE package (source: Activity Info);
- **13** Sector Partners have supported **16,739** children with BLN programs (source: Activity Info).

PILLAR II

QUALITY OF EDUCATION

- During the 2016/17 scholastic year, **226** DOPS academic counsellors visited 314 Second Shift Schools. Averaging **22** visits per school, these academic counsellors undertook approximately **7,188** visits to monitor the quality of teaching.

DOPS MONITORING VISITS BY SUBJECT					
English Language	527	Chemistry	517	Math	1,030
Arabic Language	1,056	Biology	821	Civics	684
French Language	623	Physics	588	Geography	914
ECE	428				
TOTAL ECE & ACADEMIC VISITS: 7,188					

- As a result of DOPS academic counsellor visits, some improvements in teaching methodologies are expected. For example, counsellors have supported more interactive teaching, development of lesson plans, and implementation of standardised class management rules. The MEHE is currently defining appropriate indicators to quantify the impact of these changes.
- The certified content of the regulated CB-ECE is now operationalised, allowing for the first time, a standardised and unified CBECE programme. This will increase the numbers of children who are ready for primary intake, at the appropriate age.
- Certified programme content for the **Youth Basic Literacy and Numeracy (YBLN)** programme will be implemented starting 2018. MEHE will guide the selected implementing partners in the operationalisation of the programme.
- The DG, through DOPS, and UNICEF are partnering on the first batch of 30 schools for the **Inclusive Schools Pilot Project**. Planning and training of specialist teams is currently underway.

PILLAR III SYSTEMS STRENGTHENING

- The third round of MEHE’s Expression of Interest (EOI) will be launched in January 2018.
- CERD and UNICEF designed the **Teacher-Training Curriculum Model (TTCM)**. **240** CERD Master Trainers have completed training on three core TTCM modules (teaching with technology, active literacy across content, and differentiated instruction). Training for **5,000** teachers is ongoing, and will continue throughout 2018.
- MEHE and the World Bank launched the **Support to RACE II (S2R2)** Program; costed workplans from the MEHE and CERD are underway; it contributes to both RACE Pillars II and III.

PROPOSED 2018 CALENDAR OF EVENTS AND DELIVERABLES

FIRST QUARTER : JANUARY-MARCH	
High-level / Technical REC	<ul style="list-style-type: none"> • Full analysis of enrolment data for 2017/18 scholastic year (public and private) • Quarterly financial update
Sub-committee meetings	<ul style="list-style-type: none"> • Comprehensive analysis of ALP programs implemented in 2017, EOI and NFE planning • Completion of unit cost analysis
SECOND QUARTER : APRIL-JUNE	
High-level / Technical REC	<ul style="list-style-type: none"> • Preparation for Brussels Conference / RACE II update • Quarterly financial update
Sub-committee meetings	<ul style="list-style-type: none"> • Analysis of attendance data for 2017/18 scholastic year • Finalisation of NFE policy
THIRD QUARTER : JULY-SEPTEMBER	
High-level / Technical REC	<ul style="list-style-type: none"> • BTS 2018/2019 campaign launched • Financial update for 2018/19 scholastic year • Analysis of official exams 2017/2018
Sub-committee meetings	<ul style="list-style-type: none"> • Pledging for 2018/19 scholastic year • Planning for BTS campaign • Analysis of first round of official exams • Analysis of financial gap for scholastic year 2018/19

FINANCIAL UPDATE

- 2018 RACE II annual work plan is costed at **US\$ 355 million**. As of November 2017, it is funded at **47 % across its three pillars**.
- The gap for the three pillars are **53%, 71% and 25%** respectively.
- Specifically for second shift enrolment, funds available cover **only 114,015 children** knowing that current registration figures indicate that **157,868** children are in second shift schools.
- Another 4,365 children in second shift could be covered if positive balance on first shift is reallocated to second shift, totalling a coverage of **118,380 children** in second shift and **reducing the gap of second shift to US\$ 23,693,009**.

2018 MEHE LCRP Appeal/RACE II work plan (USD)			
Pillars	RACE II Costing	Available Funds	Gap
PILLAR I - Access	334,796,000	158,286,653	-176,509,347
PILLAR II - Quality	18,286,720	5,380,420	-12,906,300
PILLAR III - Systems	2,000,000	1,492,400	-507,600
TOTAL	355,082,720	165,159,473	-189,923,247

Scholastic year 2017/18 - Status of enrolment funding (USD)					
Cohort	Target	Registered children	Cost against registered	Funding available	Gap
Lebanese	210,000	210,327	12,619,620	12,600,000	-19,620
Non-Lebanese (First Shift)	70,000 (incl secondary)	63,754	22,425,986	25,045,000	+2,619,014
Non-Lebanese (Second Shift)	150,000	157,868	94,720,800	68,408,777	-26,312,023
TOTAL	430,000	431,949	129,766,406	106,053,777	-23,712,629

